








VOLTAGE	NUMBER OF PHASES	15 AMPERE		20 AMPERE		30 AMPERE		50 AMPERE		60 AMPERE	
		Receptacle	Plug	Receptacle	Plug	Receptacle	Plug	Receptacle	Plug	Receptacle	Plug
125 V	1										
		1-15R	1-15P								
250V	2										
			2-15P	2-20R	2-20P	2-30R	2-30P				
125V	5										
		5-15R	5-15P	5-20R	5-20P	5-30R	5-30P	5-50R	5-50P		
250V	6										
		6-15R	6-15P	6-20R	6-20P	6-30R	6-30P	6-50R	6-50P		
277V, A.C.	7										
		7-15R	7-15P	7-20R	7-20P	7-30R	7-30P	7-50R	7-50P		
125/ 250V	10										
				10-20R	10-20P	10-30R	10-30P	10-50R	10-50P		
3Ø 250V	11										
		11-15R	11-15P	11-20R	11-20P	11-30R	11-30P	11-50R	11-50P		
125/ 250V	14										
		14-15R	14-15P	14-20R	14-20P	14-30R	14-30P	14-50R	14-50P	14-60R	14-60P
3Ø 250V	15										
		15-15R	15-15P	15-20R	15-20P	15-30R	15-30P	15-50R	15-50P	15-60R	15-60P
3Ø Y 120/208V	18										
		18-15R	18-15P	18-20R	18-20P	18-30R	18-30P	18-50R	18-50P	18-60R	18-60P